

FSI550 Flow Switch



Features

- Optional power supply 24VDC or 220VAC
- OLED screen, switchable display between the progress bar and digital display
- All stainless steel housing, IP67 protection
- Temperature compensation
- 2-way PNP /2-way NPN /1 relay output are optional /2-way PNP+4~20mADC
- No moving parts, maintenance-free
- Switch output, control point setting continuously on panel
- Compact size, support inverted display
- Mounting joint can be equipped with different interfaces for a variety of pipe diameters requirement

Introduction

FSI550 Flow Switch is an intelligent thermal diffusion principle-based flow monitoring sensor. It adopts ARM processing core and combines with high quality sensors and dedicated circuit. With temperature-compensation and calibration, it can ensure measurement accuracy in the case of water temperature change. It is available for real-time monitoring of pipe water flow. It can be used for cooling or lubrication system flow monitoring to realize pre-warning and protection for critical equipment when there is flow fault. It uses fully enclosed design, stainless steel construction to adapt to a variety of application environment. It is with overvoltage, over-current and reverse polarity protection function. With self-luminous OLED screen, it allows switchable display between the progress bar and digital display numbers. FSI550 supports quick action point set, also it has display inversion function that enables installation in any direction, and no need for frequent adjustment and maintenance. It can be applied for operation protection of large equipment in fields such as power generation, metallurgy, steel, paper, boilers etc.

Specification

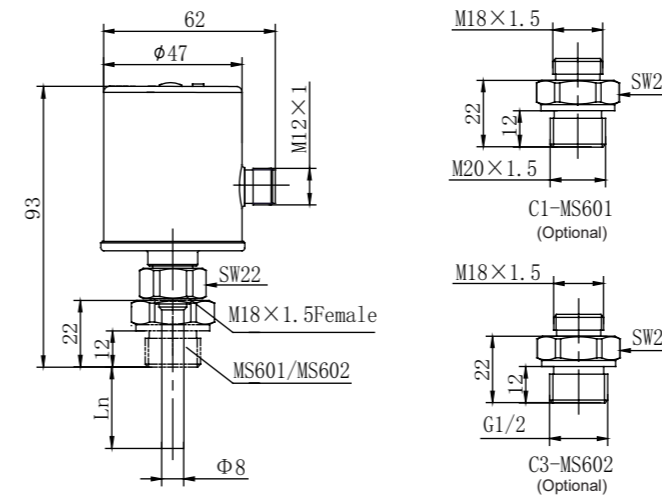
Measure Range	1cm/s~150cm/s (water);
Optimal Range	3cm/s ~ 100cm/s (water)
Power Supply	(24±4.8)V DC / 220VAC
Working Current	≤ 60mA
Switch Accuracy	±10cm/s
Hysteresis	±2cm/s~±8cm/s
Initial Time	2s~15s, 8s(typ.)
Switch-off Time	1s~15s, 2s(typ.)
Switch-on Time	1s~13s, 2s(typ.)
Output Signal	1relay\2 NPN\2 PNP\2PNP+4~20mADC
Output Function	NO, NC(optional)
Relay Characters	Switch voltage: ≤ 250V AC / 30V DC
	Switch current: ≤3A
Transistors Characters	Switch voltage drop: ≤ 1.5V
	Switch current: ≤ 400mA
Display	OLED indicator, resolution 128×32
Electrical Protection	Reverse, short-circuit,over-voltage
Housing	Stainless steel
Button	PP
Probe	Stainless steel
Installation	Joint mounting + adaptor
Endurance Pressure	10MPa
Set	Button
Electrical Connection	M12×1 5-pin plug
Gross weight	265g
Water Temp.	-20°C ~80°C
Storage Temp.	-30°C ~85°C
Working Temp.	-20°C ~70°C
Protection	IP67
Temperature Compensation	5°C ~50°C (water)
Electromagnetic Compatibility	GB/T17626.2/3-2006, GB/T 17626.4-2008
Shock	≤3g (GB/T JJG 882-2004)
Impact	≤ 50g/11ms (GB/T 2423.5-1995)

Note: The above specification test medium is water;

5cm/s~100cm/s; 20°C (Factory defaults)

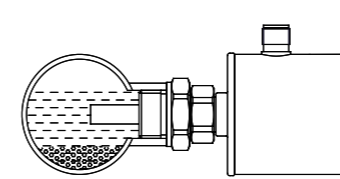
Outline Connection(Unit: mm)

Outline Construction and Installation are shown below:

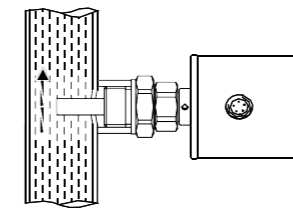


Suggested installation method:

Horizontal Pipe:

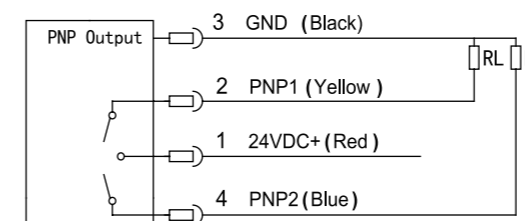

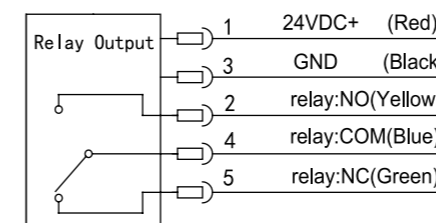


Vertical Pipe:



Electrical Connection

Color	Pin	220VAC Definition		24V DC Definition	
		220VAC Definition	24V DC Definition	24V DC Definition	24V DC Definition
Red	1	Power L		IN+	
Black	3	Power N		IN-	
Yellow	2	Relay: NO		Relay NO, NPN1, PNP1	
Green	5	Relay: NC		Relay NC, 4mA ~ 20mADC	
Blue	4	Relay: COM		Relay COM, NPN2, PNP2	

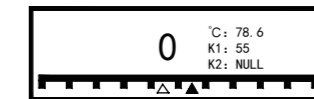


Two Display:

Progress Bar



Digital Display

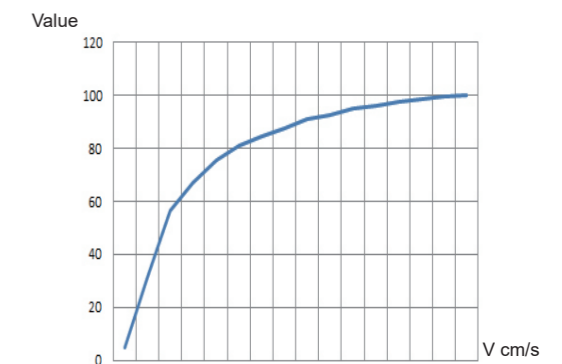


▲ Switch Point K1

△ Switch Point K2

When Switch Point Sign light is flashing, it indicates that the velocity exceeds the switch action velocity

Curvilinear relation between digital indication and velocity:



Order Guide

FSI550		Flow Switch			
		Code	Power Supply		
		DC	24VDC		
		AC	220VAC		
		Code	Process Connection		
		C1	M20×1.5 male adaptor(MS601)		
		C3	G1/2 male adaptor(MS602)		
		Code	Output		
		J	1×Relay Output		
		N	2×NPN Transistor Output		
		P	2×PNP Transistor Output		
		PE	2×PNP + 4mA~20mADC		
		Code	Probe Length		
		L1	15mm		
		L2	18mm		
		L3	21mm		
		L4	68mm		
FSI550	DC	C3	J	L1	Whole Spec.

Optional accessories:

ZR901 2m 5-pin M12×1 Female Elbow RVVP Cable(Standard)

ZR601 M20×1.5 male adaptor

ZR602 G1/2 male adaptor

Notes

1. Pressure port can be customized for users. Please note in the purchase order.
2. If users have special requirement for the specification or function, please contact us freely.