

LTC4881

Level Transmitting Controller



Features

- Level measurement for liquid media
- 14-segment LED display
- Button programming, easy operation
- Max. 5 relays control independently, time-delay function
- Switchable analog output
- Record the Max. in operation(button for clearing up)
- Support rail, cover, back mounting
- Hardware wrong operation protection
- MODBUS communication

Introduction

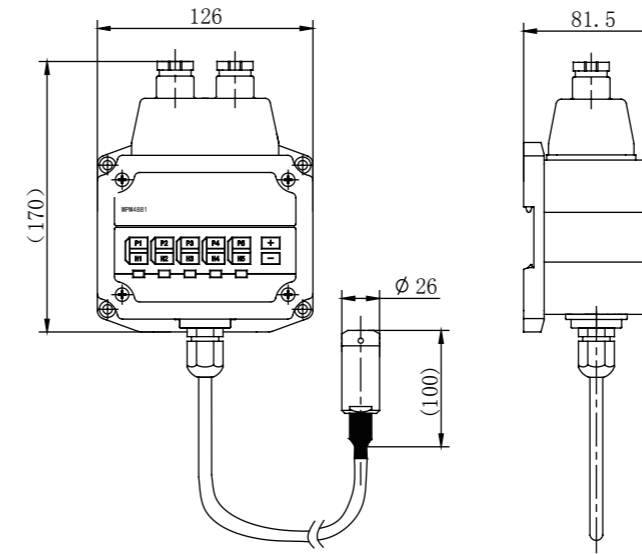
LTC4881 Level Transmitting Controller is an intelligent meter integrating level measurement, display, transmitting and control. It adopts the internationally advanced ARM processing chip. By compensation and adjustment of the sensor, the product can achieve precise measurement and provide quick response and control of multiple relay. The meter supports peak record and action delay, providing 4 digit LED indicator, easy for reading. And the design of multiple buttons makes the operation easier and more convenient. Either current or voltage output signal is optional. It supports back mounting, rail mounting, cover mounting and joint mounting. The controller body protection level is IP65. The probe protection level is IP68.

LTC4881 Level Transmitting Controller provides 5-relay output + 1 analog output, which applies to the equipment automatic pressure detection, action control and water level alarm, is available for long-distance pressure measurement and control.

Specification

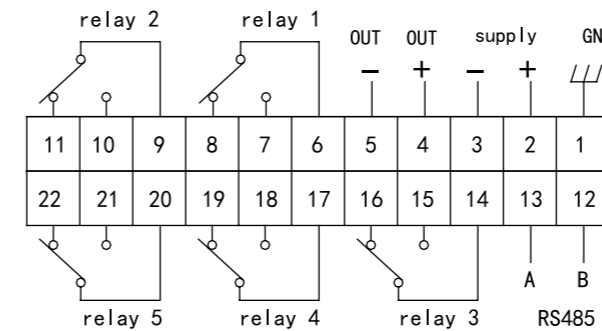
Input	Power Supply	(220±44)V AC / 22V~32V DC
	Level Range	1m, 2m, 5m, 10m, 20m, 50m, 100m, 200mH2O
	Overpressure	1.5 FS
Output	Accuracy	≤±0.5%FS
	Repeatability	≤±0.2%FS
	Display	4 digit 0.56 inch 14-segment LED display
	Display Refresh	200ms
	Thermal Drift	≤±0.03%FS/°C (Zero/FS)
	Resolution	0.1cm
Analog Output	Current Version	4mA~20mA DC, Load resistance ≤560Ω
	Voltage Version	0V~10V DC, Load resistance ≥10kΩ
Switch Output	Output Mode	5 relays, normally open or closed contact
	Voltage Supply	≤277V AC; ≤30V DC
	Current Supply	≤3A
	Response	<1ms
	Switch Point Setting	1.5%FS~99%FS
	Return Difference Setting	1%FS~10%FS
Environmental Conditions	Relay Life	≥10,000,000 times/load (min.); ≥100,000/times/load (max.);
	Switch Delay	0s~99s
	Operation Temp.(controller)	-25°C ~65°C / -13 °F ~149 °F
	Relative Humidity	0%~85%
	Storage Temp.(controller)	40°C ~70°C / -40 °F ~158 °F
	Media Temp.	-20°C ~80°C / -50 °F ~176 °F
	Electromagnetic compatibility	GB/T 17626.2/3/4-2006
	Shock	≤5g/10Hz...500Hz(IEC 60068-2- 6-2007)
Impact	≤10g/11ms(IEC 60068-2-27-2008)	
Protection	Controller Body IP65; Probe IP68	

Outline Construction (Unit: mm)



LTC4881 Outline Construction and Dimension

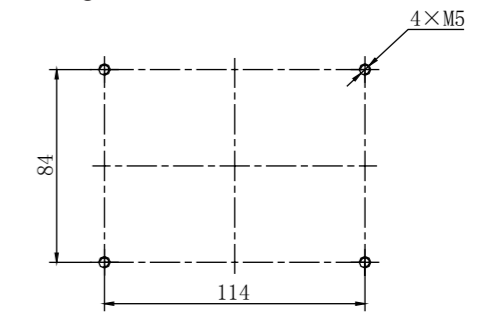
Terminal Diagram



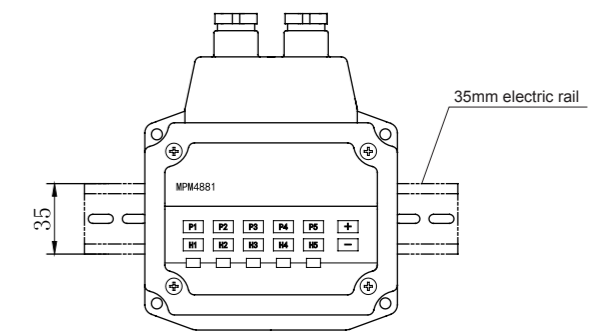
External Terminal Diagram

Installation

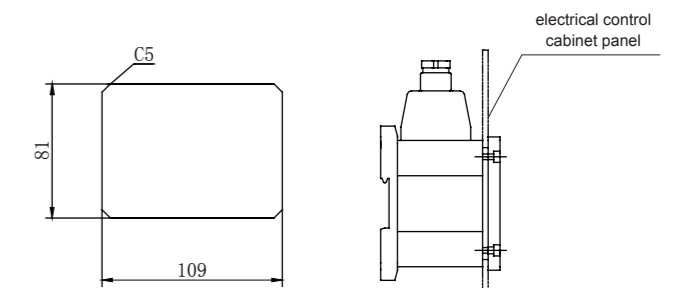
LTC4881 Level Transmitter Controller can be installed by rail mounting, cover mounting and back mounting.



bolt hole size
Back Mounting



35mm Electric Rail Mounting



panel hole size
Cover Mounting

Order Guide

LTC4881		Level Transmitter Controller			
	Level Range	1, 2, 5, 10, 20, 50, 100, 200m H ₂ O			
	[0m~Xm] L	X~Actual Range L: Cable Length, L-X= (1~2) m suggested			
	Code	Power Supply			
	AC	220V AC			
	DC	22V~32V DC			
	Code	Output Signal			
	KA	5-relay+analog (4mA~20mA DC)			
	KV	5-relay+analog(0V~10V DC)			
	KAV	5-relay+analog(4mA~20mA / 0V~10V double use)			
LTC4881	[0m~3m]5	DC	KA	the whole spec.	

Notes

1. Please pay attention that the media should be compatible with the contacting parts; please inform the density of the media (except water);

2. Two kinds of cable are optional, polyurethane and polyethylene. The default is polyethylene. Polyurethane cable is more flexible and durable; it can be selected due to the requirement;

3. If the user has special requirement, please feel free to contact us.